

# How to reach Le Parc Hotel

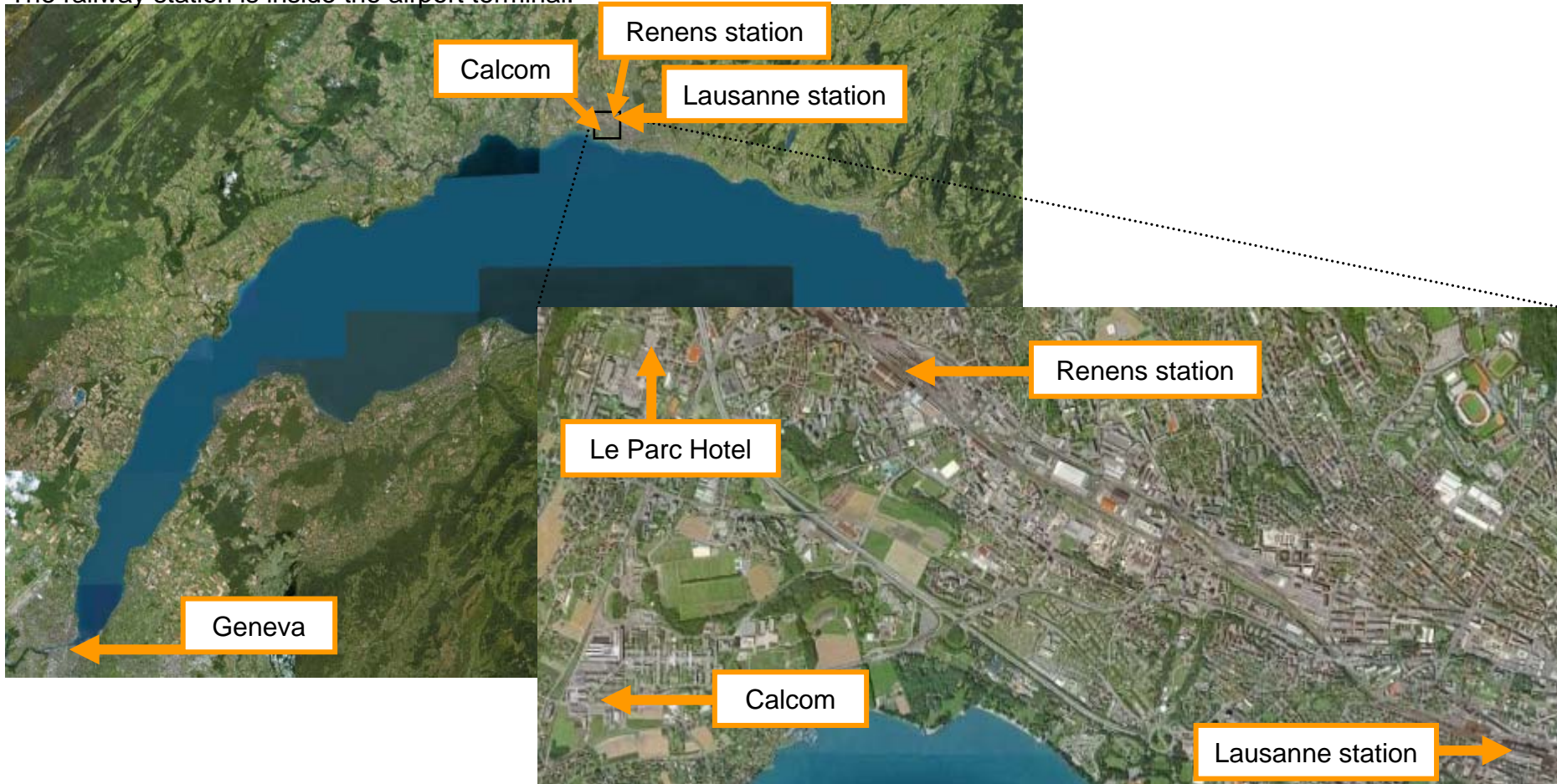
Chemin du Parc 2 - 1024 Ecublens

Tel: +41 (0)21 694 25 25

## From Geneva :

You can take the train to **Renens** (about 40 min) or to **Lausanne** (about 35-45 min).

The railway station is inside the airport terminal.



If you come from Lausanne train station

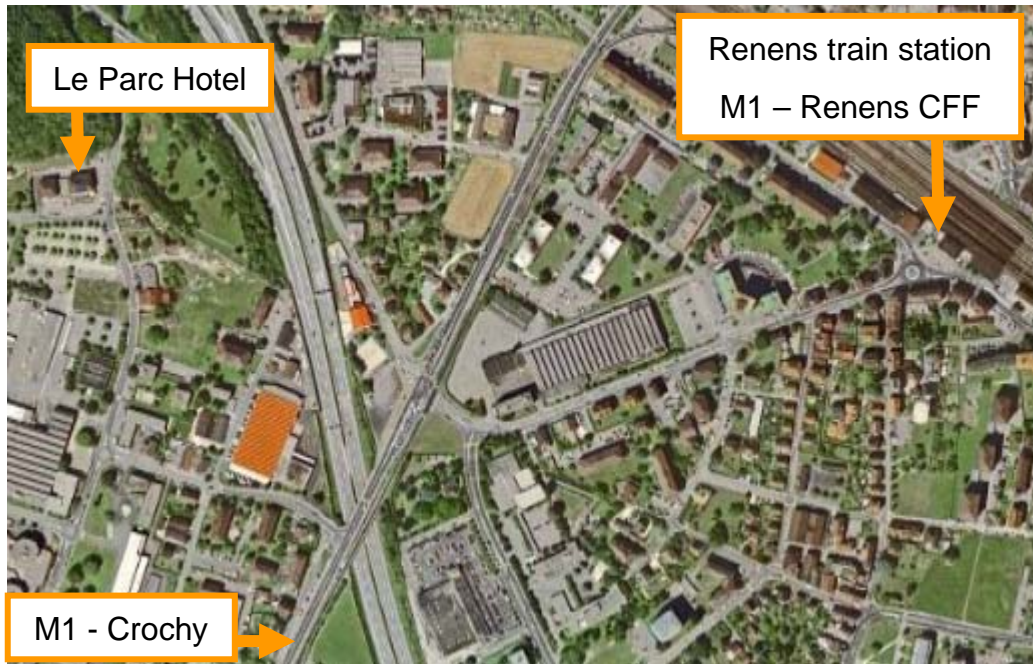
From **Lausanne station**, take the Metro **M2** at the station **Lausanne CFF** (in front of the train station), direction **Croisettes** and exit after one stop at the station **Lausanne Flon**.

In this station, change to the Metro **M1** direction **Renens**. Get off at the stop **Crochy** and walk to the hotel.



If you come from Renens train station

From **Renens station**, take the **M1** direction **Lausanne Flon**. Get off at the stop **Crochy** and walk to the hotel.



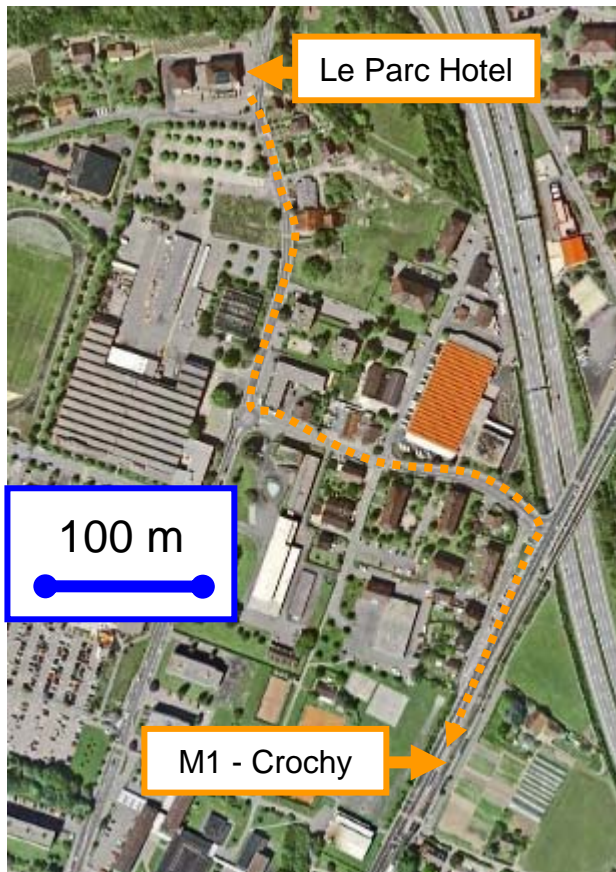
# How to reach Calcom

Parc Scientifique EPFL / PSE-A - 1015 Lausanne

Tel: +41 (0)21 693 29 18

1) From the hotel, walk to the **M1** at the station **Crochy**, direction **Lausanne Flon**.

Exit at the stop **EPFL**.



2) From **EPFL stop**, it is 8 minutes walk to the Parc Scientifique (PSE), through the EPFL campus.

Calcom ESI in the PSE-A Building, 4<sup>th</sup> floor.

